

SUMMARY

During October 2020, the number of new dwellings approved:

- fell by 2.4% in South Australia in seasonally adjusted terms (nationally, new dwelling approvals rose 3.8%).

Note: Due to the impacts of COVID-19 on building approvals the ABS has suspended the trend series from May 2020 onwards until further notice.

FURTHER ANALYSIS

SEASONALLY ADJUSTED DATA

The total number of dwelling approvals in South Australia in October 2020 was 17% lower than a year ago. Nationally, the number of dwelling approvals was 14% higher than a year ago – see Chart 1 and Table 1.

The number of private sector houses approved for construction in South Australia rose by 5.0% during October to be 6.1% higher than a year ago — see Chart 2.

Private ‘other’ dwelling approvals in South Australia fell by 22% during October to be 62% lower than a year earlier.

Nationally, the number of private sector houses approved for construction rose by 3.1% during October, while the number of private ‘other’ dwelling approvals rose by 6.2%.

CHART 1: TOTAL NUMBER OF DWELLING APPROVALS PER MONTH (seas adj)

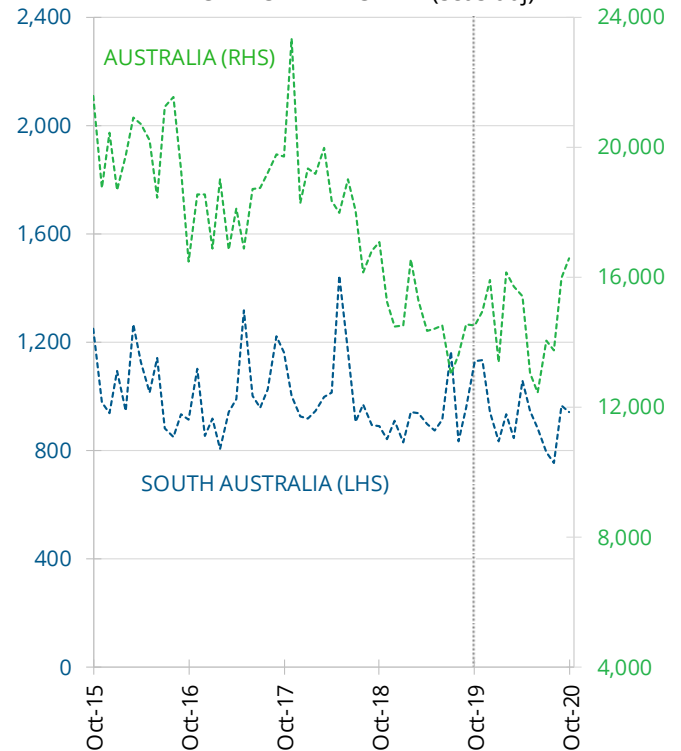


CHART 2: SOUTH AUSTRALIAN PRIVATE SECTOR—NUMBER OF DWELLINGS APPROVED PER MONTH (seas adj)

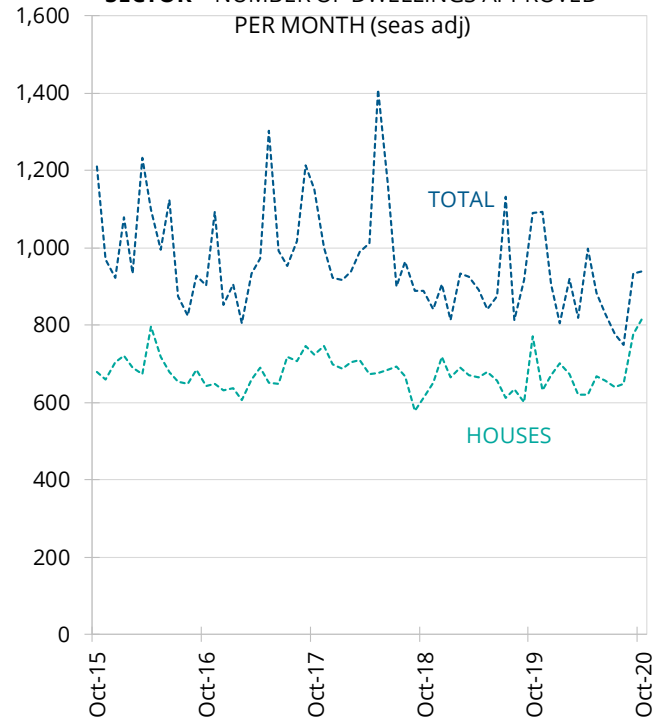
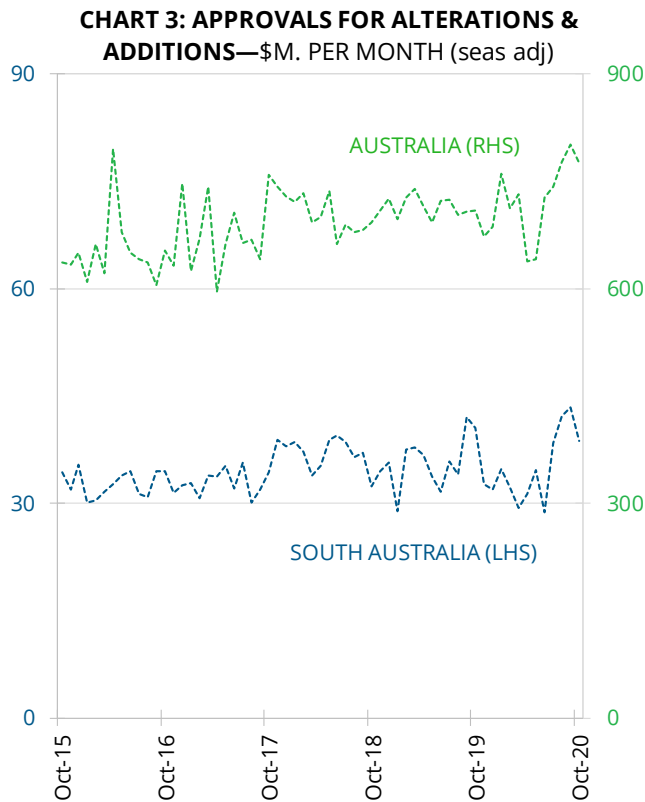


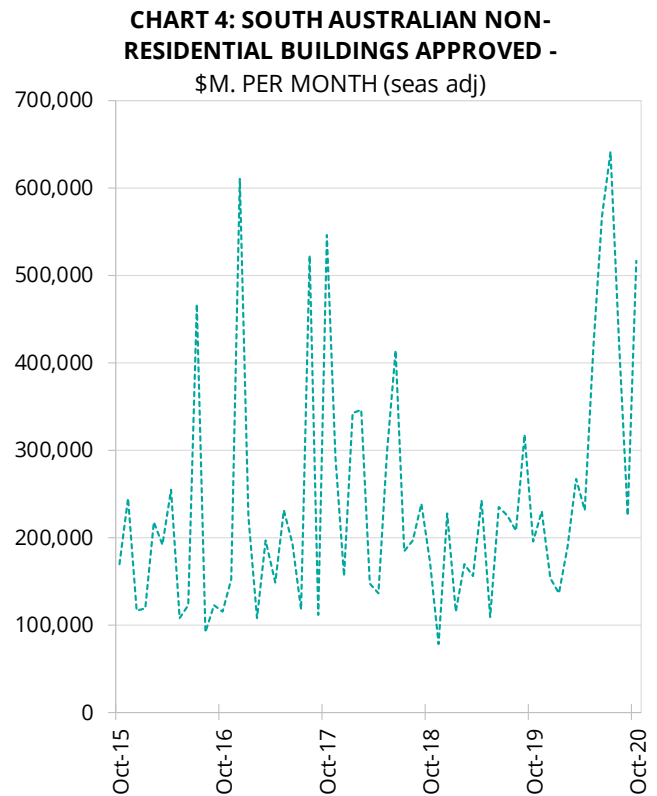
Table 1: Dwelling Approvals By State

	Oct 20 (no.) (seas adj)	Oct 20 vs. Sep 20 (% change)	Oct 20 vs. Oct 19 (% change)
NSW	4,695	32.1	39.6
VIC	4,946	-15.0	1.0
QLD	3,080	-0.8	-9.3
SA	941	-2.4	-16.9
WA	2,399	29.7	96.3
TAS	281	-3.4	1.4
AUS	16,584	3.8	14.3

The value of alteration and addition approvals in South Australia fell by 11% during October and was 4.4% lower than a year ago. Nationally, the value of alteration and addition approvals fell 3.3% in October but was 9.4% higher than a year earlier—see Chart 3.



During October, the value of non-residential building approvals rose by 129% in South Australia, to be 164% higher than a year earlier—see Chart 4. Nationally, the value of non-residential building approvals rose by 59% during October, to be 11% higher than a year ago.



Note: The ABS excludes large irregular movements in a seasonally adjusted series when calculating a trend series. This is pertinent in this brief where seasonally adjusted private sector 'other dwellings' has recorded large irregular movements in South Australia, and explains why there is a large difference in the movement of these series.

Next release of [this ABS data](#) (previously cat. no. 8731.0) is 7 January 2021