

SUMMARY

During September 2020, the number of new dwellings approved:

- rose by 28% in South Australia in seasonally adjusted terms (nationally, new dwelling approvals rose 15%).

Note: Due to the impacts of COVID-19 on building approvals the ABS has suspended the trend series from May 2020 onwards until further notice.

FURTHER ANALYSIS

SEASONALLY ADJUSTED DATA

The total number of dwelling approvals in South Australia in September 2020 was 0.7% higher than a year ago. Nationally, the number of dwelling approvals was 8.8% higher than a year ago – see Chart 1 and Table 1.

The number of private sector houses approved for construction in South Australia rose by 20% during September to be 30% higher than a year ago — see Chart 2.

Private ‘other’ dwelling approvals in South Australia rose by 54% during September but were 50% lower than a year earlier.

Nationally, the number of private sector houses approved for construction rose by 9.7% during September, while the number of private ‘other’ dwelling approvals rose by 23%.

CHART 1: TOTAL NUMBER OF DWELLING APPROVALS PER MONTH (seas adj)

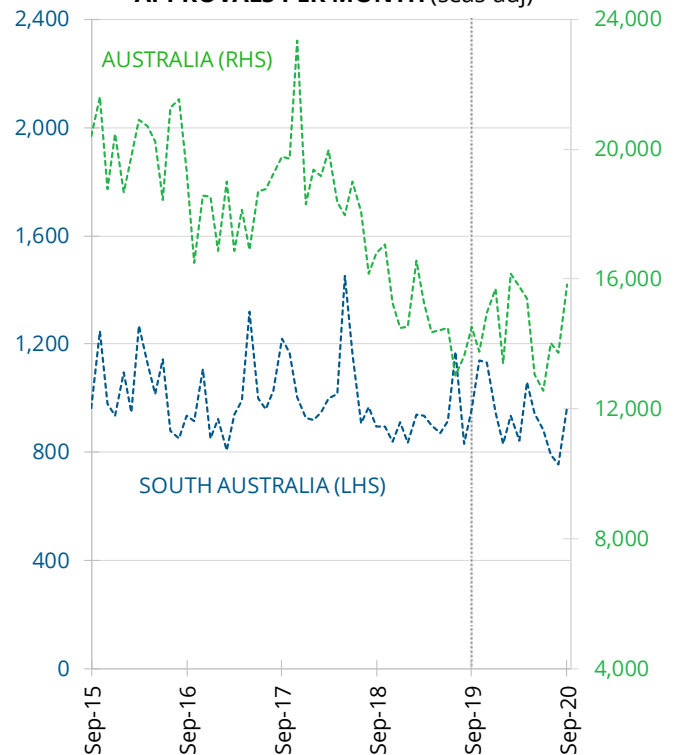


CHART 2: SOUTH AUSTRALIAN PRIVATE SECTOR—NUMBER OF DWELLINGS APPROVED PER MONTH (seas adj)

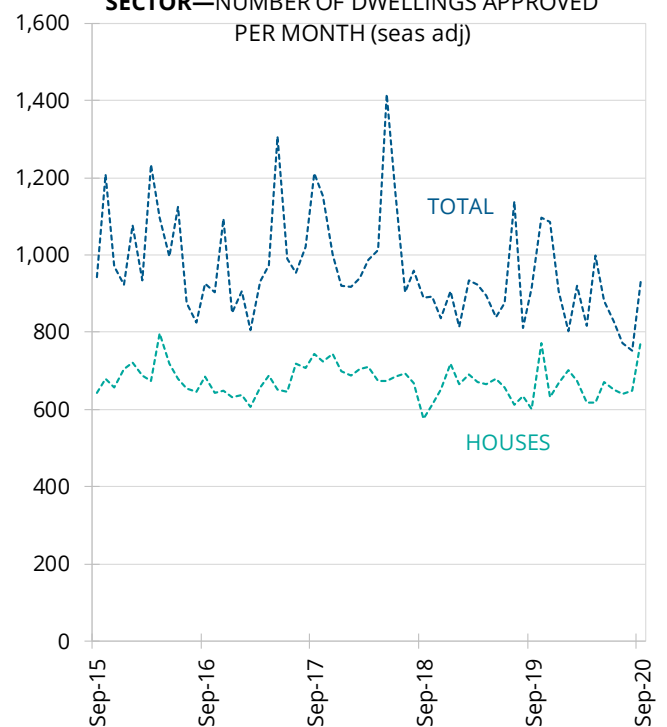
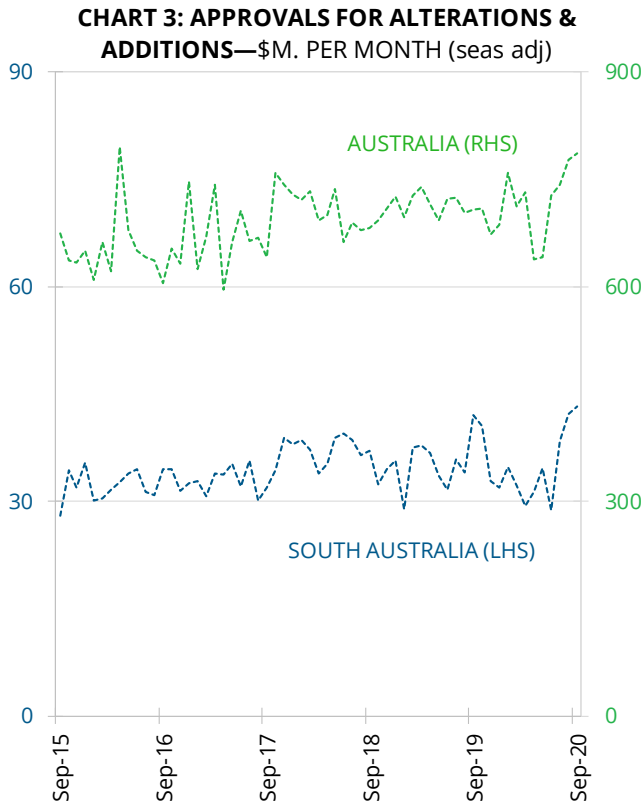


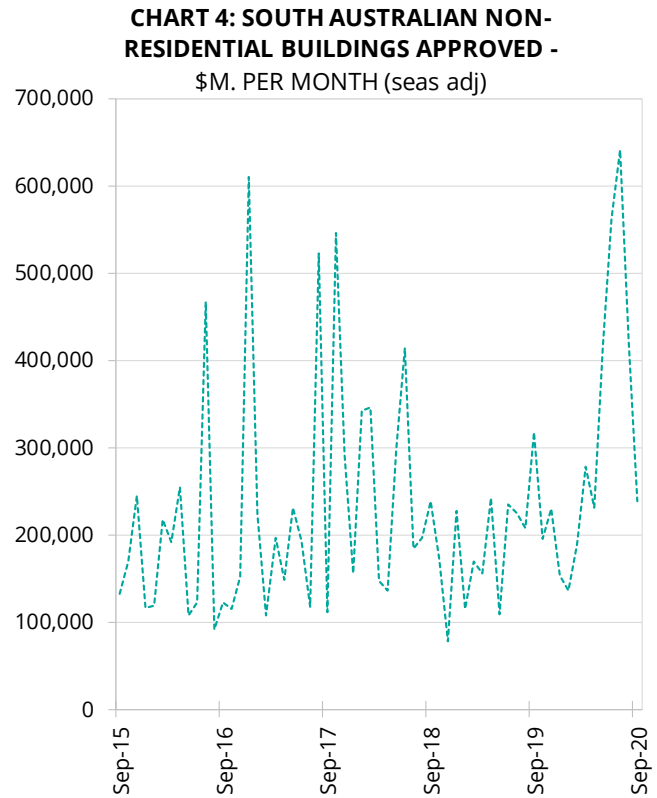
Table 1: Dwelling Approvals By State

	Sep 20 (no.) (seas adj)	Sep 20 vs. Aug 20 (% change)	Sep 20 vs. Sep 19 (% change)
NSW	3,529	4.6	-10.4
VIC	5,822	12.4	28.5
QLD	2,970	19.3	7.1
SA	966	28.3	0.7
WA	1,852	42.6	73.9
TAS	291	18.8	4.7
AUS	15,827	15.4	8.8

The value of alteration and addition approvals in South Australia rose by 2.4% during September to be 2.9% higher than a year ago. Nationally, the value of alteration and addition approvals rose 1.1% in September to be 11% higher than a year earlier—see Chart 3.



During September, the value of non-residential building approvals fell by 43% in South Australia, to be 25% lower than a year earlier—see Chart 4. Nationally, the value of non-residential building approvals fell by 37% during September, to be 26% lower than a year ago.



Note: The ABS excludes large irregular movements in a seasonally adjusted series when calculating a trend series. This is pertinent in this brief where seasonally adjusted private sector 'other dwellings' has recorded large irregular movements in South Australia, and explains why there is a large difference in the movement of these series.

Next release of [this ABS data](#) (previously cat. no. 8731.0) is 1 December 2020