

SUMMARY

During June 2021, the number of new dwellings approved:

- rose by 8.6% in South Australia in seasonally adjusted terms (nationally, new dwelling approvals fell 6.7%).

Note: Due to the impacts of COVID-19 on building approvals the ABS has suspended the trend series from May 2020 onwards until further notice.

FURTHER ANALYSIS

SEASONALLY ADJUSTED DATA

The total number of dwelling approvals in South Australia in June 2021 was 57% higher than a year ago. Nationally, the number of dwelling approvals was 49% higher than a year ago – see Chart 1 and Table 1.

The number of private sector houses approved for construction in South Australia rose by 15% during June to be 91% higher than a year ago — see Chart 2.

Private ‘other’ dwelling approvals in South Australia fell by 30% during June to be 24% lower than a year earlier.

Nationally, the number of private sector houses approved for construction fell by 12% during June, while the number of private ‘other’ dwelling approvals rose by 0.8%.

CHART 1: TOTAL NUMBER OF DWELLING APPROVALS PER MONTH (seas adj)

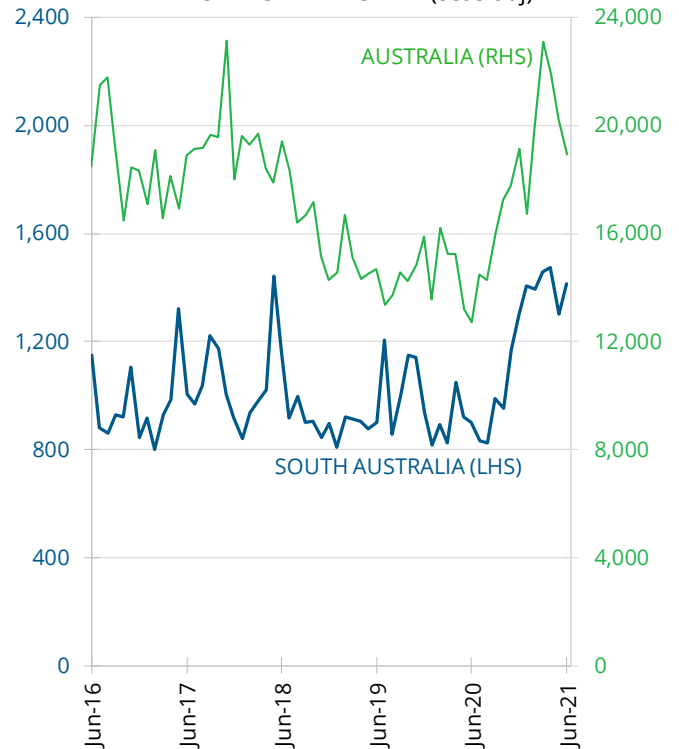


CHART 2: SOUTH AUSTRALIA — NUMBER OF DWELLING APPROVALS PER MONTH (seas adj)

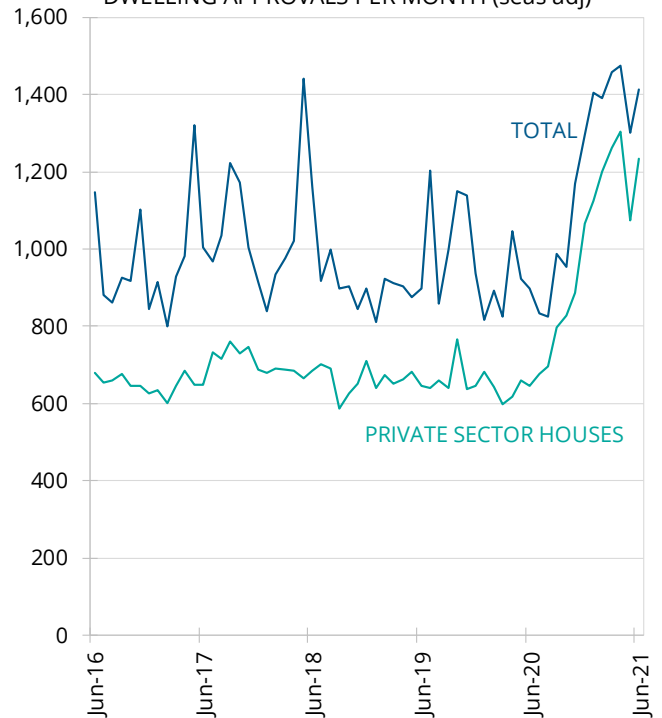
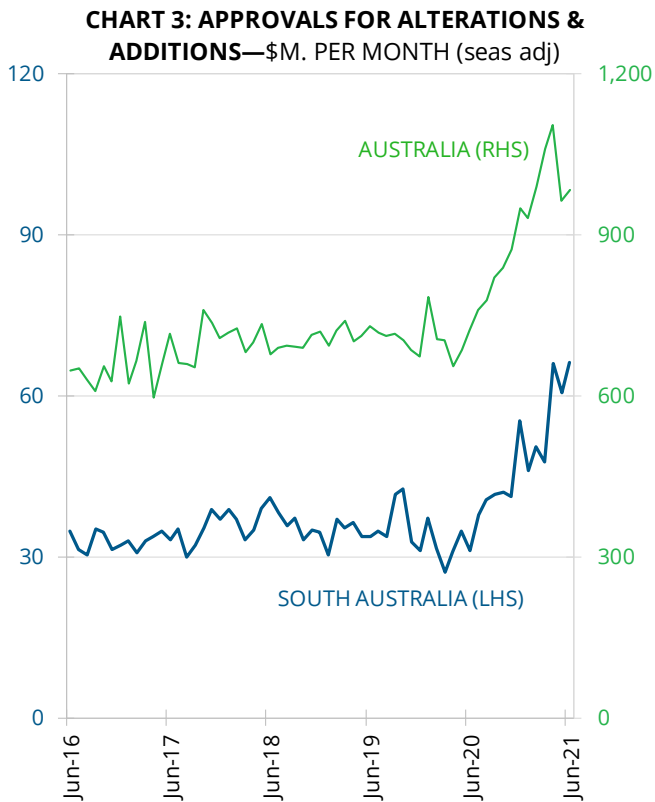


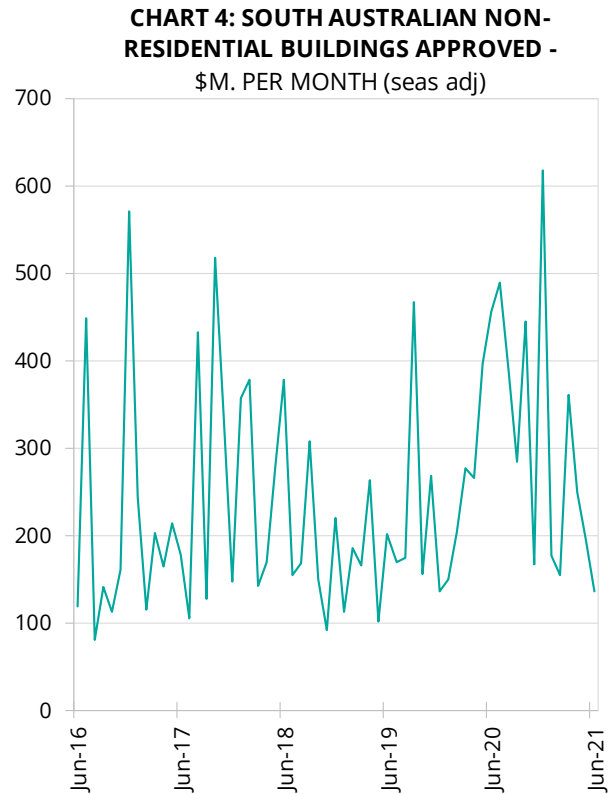
Table 1: Dwelling Approvals By State

	Jun 21 (no.) (seas adj)	Jun 21 vs. May 21 (% change)	Jun 21 vs. Jun 20 (% change)
NSW	5,169	-12.7	59.9
VIC	6,785	12.8	47.1
QLD	2,996	-18.4	38.5
SA	1,414	8.6	57.3
WA	1,847	-30.5	74.4
TAS	342	-14.9	43.7
AUS	18,911	-6.7	48.9

The value of alteration and addition approvals in South Australia rose by 9.3% during June and was 112% higher than a year ago. Nationally, the value of alteration and addition approvals rose 2.0% in June to be 36% higher than a year earlier—see Chart 3.



During June, the value of non-residential building approvals fell by 30% in South Australia, to be 70% lower than a year earlier—see Chart 4. Nationally, the value of non-residential building approvals fell by 3.0% during June, to but was 19% higher than a year ago.



Note: The ABS excludes large irregular movements in a seasonally adjusted series when calculating a trend series. This is pertinent in this brief where seasonally adjusted private sector 'other dwellings' has recorded large irregular movements in South Australia, and explains why there is a large difference in the movement of these series.

Next release of [this ABS data](#) (previously cat. no. 8731.0) is 31 August 2021